



Certificate ID: **67592**

Received: **10/12/19**

EarthE CBD, LLC

Client Sample ID: **Oil Barrel Red**


231 Chambers Bridge Rd

Lot Number: **310342**

Brick, NJ 08723

Matrix: **Concentrates/Extracts - Distillate**

Authorization: Elizabeth R. Wagoner, Lab Director	Signature: 	Date: 10/21/2019
--	--	---------------------



The data contained within this report was collected in accordance with the requirements of ISO/IEC17025:2017. I attest that the information contained within the report has been reviewed for accuracy and checked against the quality control requirements for each method. These results relate only to the test article listed in this report. Reports may not be reproduced except in their entirety.





CN: Cannabinoid Profile & Potency [WI-10-17 & WI-10-17-01]

Analyst: *JSG*

Test Date: *10/18/2019*

The client sample was analyzed for plant-based cannabinoids by Liquid Chromatography (LC). The collected data was compared to data collected for certified reference standards at known concentrations.

67592-CN

ID	Weight %	Concentration (mg/g)		
D9-THC	0.21	2.15		
THCV	4.15	41.52		
CBD	54.83	548.35		
CBDV	10.39	103.91		
CBG	0.71	7.09		
CBC	ND	ND		
CBN	ND	ND		
THCA	ND	ND		
CBDA	0.23	2.34		
CBGA	ND	ND		
D8-THC	ND	ND		
exo-THC	ND	ND		
Total	70.54	705.35	0%	Cannabinoids (wt%) 54.8%
Max THC	0.21	2.15		
Max CBD	55.04	550.40		

Limit of Quantitation (LOQ) = 0.10 wt%

Max THC (and Max CBD) are calculated values for total cannabinoids after heating, assuming complete decarboxylation of the acid to the neutral form. It is calculated based on the weight loss of the acid group during decarboxylation: Max THC = (0.877 x THCA) + THC. This calculation does not include other cannabinoid isomers (eg. D8-THC and exo-THC). ND = None detected above the limits of detection (LOD), which is half of LOQ.

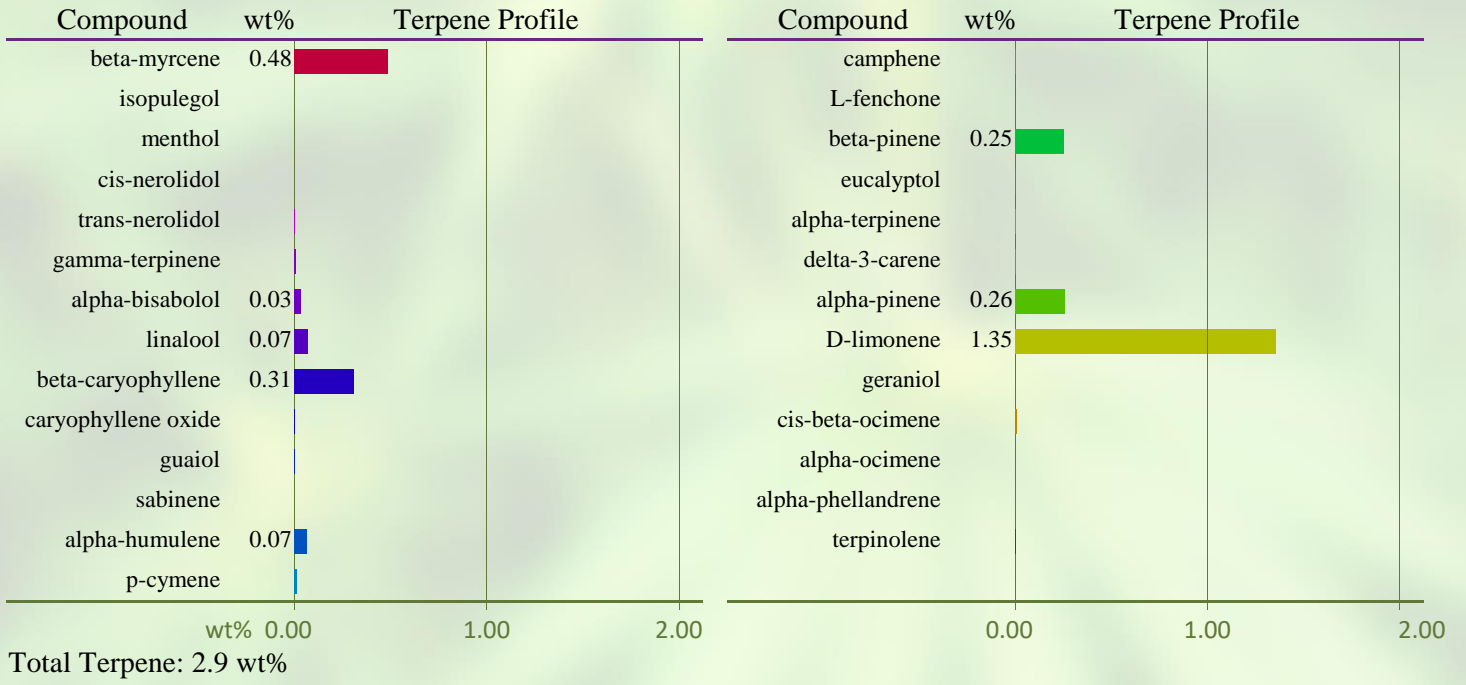
TP: Terpenes Profile [WI-10-27]

Analyst: CMA

Test Date: 10/17/2019

The client sample was analyzed by Head-Space Gas Chromatography (HS-GC). The collected data was compared to data collected for certified reference standards at known concentrations. All values are semiquantitative estimates based on recorded peak areas relative to terpene calibration data.

67592-TP



END OF REPORT